

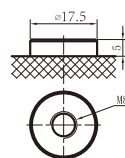
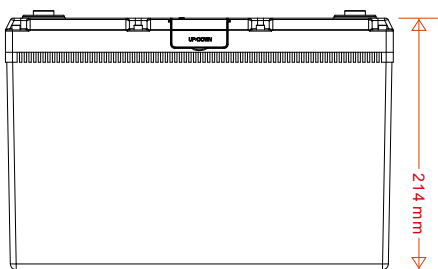
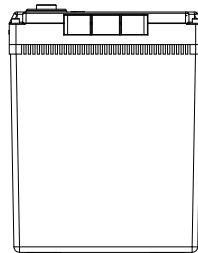
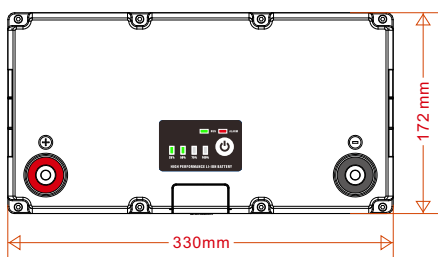
12.8V100Ah



NEW GENERATION RV BATTERY



Dimension:



Unit: mm

SAFETY

- + Long life type prismatic LiFePO4 cells.
- + Cell certification: UN38.3, ROHS, IEC62619, UL1973 and UL9540A
- + Battery certification: UN38.3, MSDS, CE
- + The cycle life over 3500 times

DESIGN

- + Detachable ABS case, better than traditional case.
- + ON/OFF Button, LED indicators for SOC, RUN and ALM.
- + IP 65 Class (G1, G2). IP30 Class (G3)
- + Maintenance free.

BATTERY MANAGEMENT SYSTEM

- + Integrated Software BMS inside.
- + Independent protection for charge and discharge.
- + OVP, LVP, OCP, OTP, LTP, Short circuit protection.
- + Optional Parts:
 - G1: Bluetooth Module (Built-in), Heater,
 - G2: Bluetooth Module (Built-in),Heater,
 - G3: Bluetooth Module (Built-in),Heater, Bluetooth Module (External), LCD Module (External),

12.8V100Ah

SPECIFICATION

Model	LFP12.8V100AH G1	LFP12.8V100AH G2	LFP12.8V100AH G3
Cell and Connection	3.2V104Ah, 1P4S	3.2V104Ah, 1P4S	3.2V104Ah, 1P4S
Nominal Voltage [V]	12.8	12.8	12.8
Nominal Capacity [Ah]	100	100	100
Total Energy [Wh]	1280	1280	1280
Max. Charging Current [A]	100	100	100
Recommended Charging Current [A]	50	50	50
Charging Voltage [V]	14.2~14.6	14.2~14.6	14.2~14.6
Max. Discharging Current [A]	100	100	100
End of Discharge Voltage [V]	11.2	11.2	11.2
Operating Temperature Range	Charge: 0 ~ +50°C Discharge: -20 ~ +55°C	Charge: 0 ~ +50°C Discharge: -20 ~ +55°C With Heater: Charge/Discharge -20~+55°C	Charge: 0 ~ +50°C Discharge: -20 ~ +55°C With Heater: Charge/Discharge -20~+55°C
Protection	Over charge Over discharge, Over temperature, Low Temperature, Over Current, Short circuit	Over charge Over discharge, Over temperature, Low Temperature, Over Current, Short circuit	Over charge Over discharge, Over temperature, Low Temperature, Over Current, Short circuit
Cycle Life ¹	>3500 cycles	>3500 cycles	>3500 cycles
Designed Calendar Life	10 Years	10 Years	10 Years
Communication Port	/	/	RS485; CAN
LED Indicator and Button	/	SOC, ALM, RUN, ON/OFF	SOC, ALM, RUN, ON/OFF
Dimension (W*D*H, mm)	330*172*214	330*172*214	330*172*214
Weight [Kg]	10.5	10.5	10.5
Operation Humidity	0~95% RH (No condensing)	0~95% RH (No condensing)	0~95% RH (No condensing)
IP Class	IP65	IP65	IP30
Parallel Support ²	Yes, Max, 4Sets	Yes, Max, 4Sets	Yes, Max, 4Sets
Series Support	Yes, Max. 4 Sets	Yes, Max. 4 Sets	Yes, Max. 4 Sets
Certification-Cell	UN38.3; ROHS; IEC62619; UL1973; UL9540A		
Certification-Battery	UN38.3; MSDS; CE;		
Optional Parts	Internal Bluetooth Module	Internal Bluetooth Module Heater	Internal Bluetooth Module Heater External Bluetooth Module External Display Module RS485-USB Device

Note:

- 0.5C /0.5C ,25°C, 80%DOD to 80% of initial capacity.
- For parallel and series connection, refer to user manual.

BMS Detail Information

Over-Charge Alarm & Protection

Over-Charge Alarm	3.55V (For cell) 14.0V (For pack)
Over-Charge Protection	3.7V (For cell) 14.8V (For pack)
Over-Charge Protection Delay	1000 ms
Over-Charge Release	3.45V (For cell) 13.8V (For pack)

Over-Discharge Alarm & Protection

Over-Discharge Alarm	2.8V (For cell) 11.2V (For pack)
Over-Discharge Protection	2.5V (For cell) 10V (For pack)
Over-Discharge Protection Delay	1000 ms
Over-Discharge Release	2.8V (For cell) 11.2V (For pack)

Over Current Alarm & Protection

Charge Over Current Alarm	60A
Charge Over Current Protection	110A
Charge Over-Current Protection Delay	15S
Charge Over Current Protection Release	Automatic release after 1min and up to 3 times or Discharge
Discharge Over Current Alarm	110A
Discharge Over Current Protection-1	115A
Discharge Over Current Protection-1 Delay	15S
Discharge Over Current Protection-2	120A
Discharge Over Current Protection-2 Delay	200ms
Discharge Over Current Protection Release	Automatic release after 1min and up to 3 times or Charge

Over Temperature Alarm & Protection

Charge Low Temperature Alarm	7°C
Charge Low Temperature Protection	0°C
Charge Low Temperature Protection Release	5°C
Charge High Temperature Alarm	50°C
Charge High Temperature Protection	55°C
Charge High Temperature Protection Release	45°C
Discharge Low Temperature Alarm	-10°C
Discharge Low Temperature Protection	-20°C
Discharge Low Temperature Protection Release	-17°C
Discharge High Temperature Alarm	55°C
Discharge High Temperature Protection	60°C
Discharge High Temperature Protection Release	50°C

Short Circuit Protection

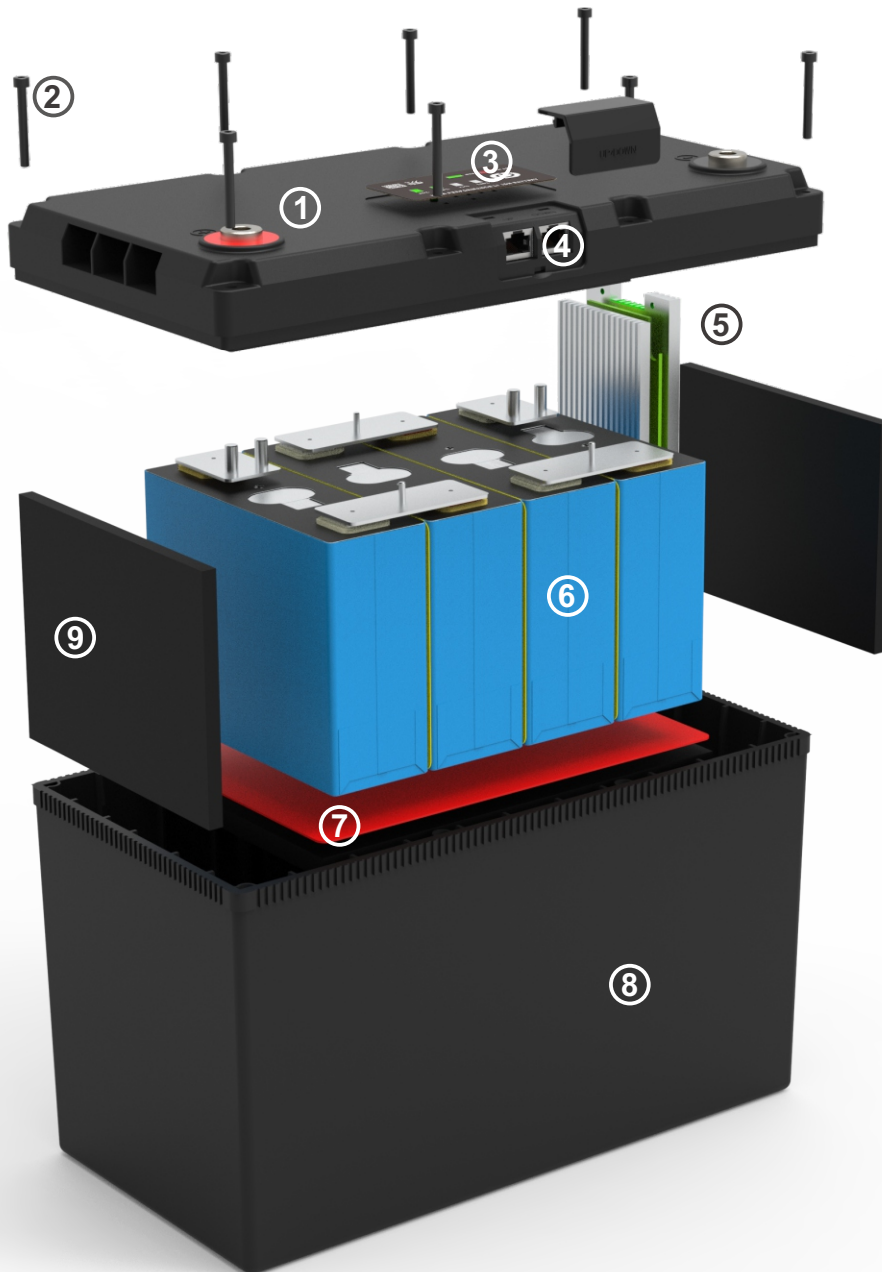
Short Current Protection Delay Time	1500 uS
Short Current Release Method	Release load

Heater Control (for optional heater parts)

Heater ON	Cell temperatures ≤ 0°C and charger is connected
Heater OFF	Cell temperature > 10°C

12.8V100Ah

INTERNAL STRUCTURE



- | | | |
|---------------------------------|--------------------------|----------------------------|
| ① Detachable cover-ABS | ④ Communication Port- G3 | ⑦ Heater - Optional |
| ② Stainless steel screws | ⑤ BMS (4S100A) | ⑧ Case -ABS |
| ③ ON/OFF button and LEDs -G2,G3 | ⑥ Cells Module | ⑨ EVA Insulation Materials |

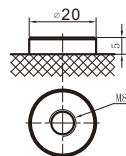
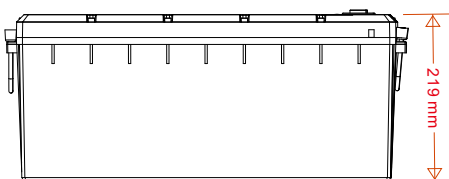
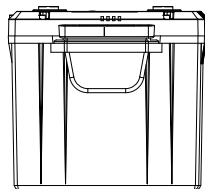
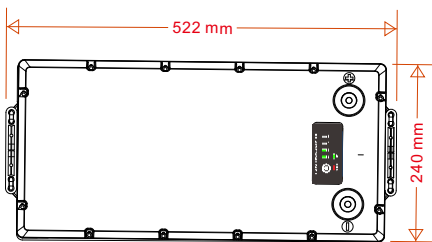
12.8V200Ah



NEW GENERATION RV BATTERY



Dimension:



Unit: mm

SAFETY

- + Long life type prismatic LiFePO4 cells.
- + Cell certification: UN38.3, ROHS, IEC62619, UL1973 and UL9540A
- + Battery certification: UN38.3, MSDS, CE
- + The cycle life over 3500 times

DESIGN

- + Detachable ABS case, better than traditional case.
- + ON/OFF Button, LED indicators for SOC, RUN and ALM.
- + IP 65 Class (G1, G2). IP30 Class (G3)
- + Maintenance free.

BATTERY MANAGEMENT SYSTEM

- + Integrated Software BMS inside.
- + Independent protection for charge and discharge.
- + OVP, LVP, OCP, OTP, LTP, Short circuit protection.
- + Optional Parts:
 - G1: Bluetooth Module (Built-in),
 - G2: Bluetooth Module (Built-in),Heater,
 - G3: Bluetooth Module (Built-in),Heater, Bluetooth Module (External), LCD Module (External),

12.8V200Ah

SPECIFICATION

Model	LFP12.8V200AH G1	LFP12.8V200AH G2	LFP12.8V200AH G3
Cell and Connection	3.2V104Ah, 2P4S	3.2V104Ah, 2P4S	3.2V104Ah, 2P4S
Nominal Voltage [V]	12.8	12.8	12.8
Nominal Capacity [Ah]	200	200	200
Total Energy [Wh]	2560	2560	2560
Max. Charging Current [A]	200	200	200
Recommended Charging Current [A]	100	100	100
Charging Voltage [V]	14.2~14.6	14.2~14.6	14.2~14.6
Max. Discharging Current [A]	200	200	200
End of Discharge Voltage [V]	11.2	11.2	11.2
Operating Temperature Range	Charge: 0 ~ +50°C Discharge: -20 ~ +55°C	Charge: 0 ~ +50°C Discharge: -20 ~ +55°C With Heater: Charge/Discharge -20~+55°C	Charge: 0 ~ +50°C Discharge: -20 ~ +55°C With Heater: Charge/Discharge -20~+55°C
Protection	Over charge Over discharge, Over temperature, Low Temperature, Over Current, Short circuit	Over charge Over discharge, Over temperature, Low Temperature, Over Current, Short circuit	Over charge Over discharge, Over temperature, Low Temperature, Over Current, Short circuit
Cycle Life ¹	>3500 cycles	>3500 cycles	>3500 cycles
Designed Calendar Life	10 Years	10 Years	10 Years
Communication Port	/	/	RS485; CAN
LED Indicator and Button	/	SOC, ALM, RUN, ON/OFF	SOC, ALM, RUN, ON/OFF
Dimension (W*D*H, mm)	522*240*219	522*240*219	522*240*219
Weight [Kg]	20.5	20.5	20.5
Operation Humidity	0~95% RH (No condensing)	0~95% RH (No condensing)	0~95% RH (No condensing)
IP Class	IP65	IP65	IP30
Parallel Support ²	Yes, Max, 4Sets	Yes, Max, 4Sets	Yes, Max, 4Sets
Series Support	Yes, Max. 4 Sets	Yes, Max. 4 Sets	Yes, Max. 4 Sets
Certification-Cell	UN38.3; ROHS; IEC62619; UL1973; UL9540A		
Certification-Battery	UN38.3; MSDS; CE;		
Optional Parts	Internal Bluetooth Module	Internal Bluetooth Module Heater	Internal Bluetooth Module Heater External Bluetooth Module External Display Module RS485-USB Device

Note:

- 0.5C /0.5C ,25°C, 80%DOD to 80% of initial capacity.
- For parallel and series connection, refer to user manual.

BMS Detail Information

Over-Charge Alarm & Protection

Over-Charge Alarm	3.55V (For cell) 14.0V (For pack)
Over-Charge Protection	3.7V (For cell) 14.8V (For pack)
Over-Charge Protection Delay	1000 ms
Over-Charge Release	3.45V (For cell) 13.8V (For pack)

Over-Discharge Alarm & Protection

Over-Discharge Alarm	2.8V (For cell) 11.2V (For pack)
Over-Discharge Protection	2.5V (For cell) 10V (For pack)
Over-Discharge Protection Delay	1000 ms
Over-Discharge Release	2.8V (For cell) 11.2V (For pack)

Over Current Alarm & Protection

Charge Over Current Alarm	120A
Charge Over Current Protection	220A
Charge Over-Current Protection Delay	15S
Charge Over Current Protection Release	Automatic release after 1min and up to 3 times or Discharge
Discharge Over Current Alarm	220A
Discharge Over Current Protection-1	230A
Discharge Over Current Protection-1 Delay	15S
Discharge Over Current Protection-2	240A
Discharge Over Current Protection-2 Delay	200ms
Discharge Over Current Protection Release	Automatic release after 1min and up to 3 times or Charge

Over Temperature Alarm & Protection

Charge Low Temperature Alarm	7°C
Charge Low Temperature Protection	0°C
Charge Low Temperature Protection Release	5°C
Charge High Temperature Alarm	50°C
Charge High Temperature Protection	55°C
Charge High Temperature Protection Release	45°C
Discharge Low Temperature Alarm	-10°C
Discharge Low Temperature Protection	-20°C
Discharge Low Temperature Protection Release	-17°C
Discharge High Temperature Alarm	55°C
Discharge High Temperature Protection	60°C
Discharge High Temperature Protection Release	50°C

Short Circuit Protection

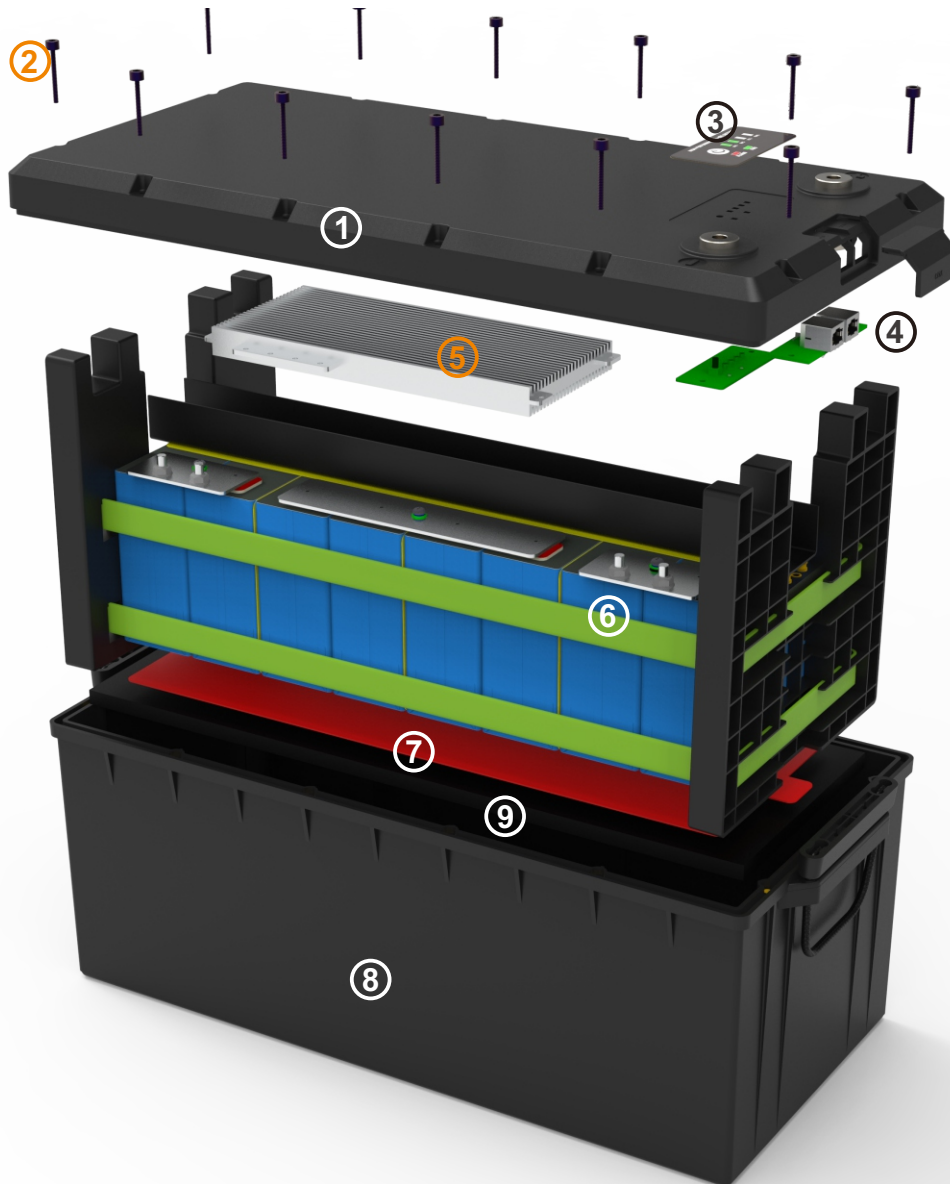
Short Current Protection Delay Time	1500 uS
Short Current Release Method	Release load

Heater Control (for optional heater parts)

Heater ON	Cell temperatures ≤ 0°C and charger is connected
Heater OFF	Cell temperature > 10°C

12.8V200Ah

INTERNAL STRUCTURE



- | | | |
|----------------------------------|--------------------------|----------------------------|
| ① Detachable cover-ABS | ④ Communication Port- G3 | ⑦ Heater - Optional |
| ② Stainless steel screws | ⑤ BMS (4S200A) | ⑧ Case -ABS |
| ③ ON/OFF button and LEDs -G2, G3 | ⑥ Cells Module | ⑨ EVA Insulation Materials |

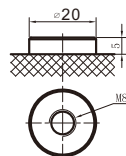
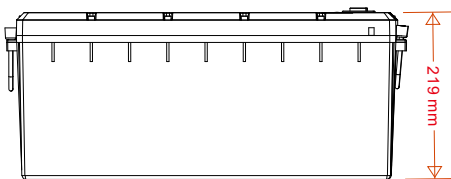
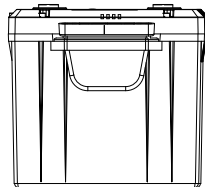
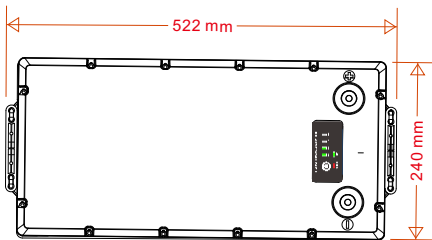
12.8V300Ah



NEW GENERATION RV BATTERY



Dimension:



Unit: mm

SAFETY

- + Long life type prismatic LiFePO4 cells.
- + Cell certification: UN38.3, UL1642
- + Battery certification: UN38.3, MSDS, CE
- + The cycle life over 3500 times

DESIGN

- + Detachable ABS case, better than traditional case.
- + ON/OFF Button, LED indicators for SOC, RUN and ALM.
- + IP 65 Class (G1, G2). IP30 Class (G3)
- + Maintenance free.

BATTERY MANAGEMENT SYSTEM

- + Integrated Software BMS inside.
- + Independent protection for charge and discharge.
- + OVP, LVP, OCP, OTP, LTP, Short circuit protection.
- + Optional Parts:
 - G1: Bluetooth Module (Built-in),
 - G2: Bluetooth Module (Built-in),,
 - G3: Bluetooth Module (Built-in), Bluetooth Module (External), LCD Module (External),

12.8V300Ah

SPECIFICATION

Model	LFP12.8V300AH G1	LFP12.8V300AH G2	LFP12.8V300AH G3
Cell and Connection	3.2V100Ah, 3P4S	3.2V100Ah, 3P4S	3.2V100Ah, 3P4S
Nominal Voltage [V]	12.8	12.8	12.8
Nominal Capacity [Ah]	300	300	300
Total Energy [Wh]	3840	3840	3840
Max. Charging Current [A]	100	100	100
Recommended Charging Current [A]	100	100	100
Charging Voltage [V]	14.2~14.6	14.2~14.6	14.2~14.6
Max. Discharging Current [A]	100	100	100
End of Discharge Voltage [V]	11.2	11.2	11.2
Operating Temperature Range	Charge: 0 ~ +50°C Discharge: -20 ~ +55°C	Charge: 0 ~ +50°C Discharge: -20 ~ +55°C	Charge: 0 ~ +50°C Discharge: -20 ~ +55°C
Protection	Over charge, Over discharge, Over temperature, Low Temperature, Over Current, Short circuit	Over charge, Over discharge, Over temperature, Low Temperature, Over Current, Short circuit	Over charge, Over discharge, Over temperature, Low Temperature, Over Current, Short circuit
Cycle Life ¹	>3500 cycles	>3500 cycles	>3500 cycles
Designed Calendar Life	10 Years	10 Years	10 Years
Communication Port	/	/	RS485; CAN
LED Indicator and Button	/	SOC, ALM, RUN, ON/OFF	SOC, ALM, RUN, ON/OFF
Dimension (W*D*H, mm)	522*240*219	522*240*219	522*240*219
Weight [Kg]	30.5	30.5	30.5
Operation Humidity	0~95% RH (No condensing)	0~95% RH (No condensing)	0~95% RH (No condensing)
IP Class	IP65	IP65	IP30
Parallel Support ²	Yes, Max, 4Sets	Yes, Max, 4Sets	Yes, Max, 4Sets
Series Support	Yes, Max. 4 Sets	Yes, Max. 4 Sets	Yes, Max. 4 Sets
Certification-Cell		UN38.3; UL1642	
Certification-Battery		UN38.3; MSDS; CE;	
Optional Parts	Internal Bluetooth Module	Internal Bluetooth Module	Internal Bluetooth Module External Bluetooth Module External Display Module RS485-USB Device

Note:

- 0.5C / 0.5C, 25°C, 80%DOD to 80% of initial capacity.
- For parallel and series connection, refer to user manual.

BMS Detail Information

Over-Charge Alarm & Protection

Over-Charge Alarm	3.55V (For cell) 14.0V (For pack)
Over-Charge Protection	3.7V (For cell) 14.8V (For pack)
Over-Charge Protection Delay	1000 ms
Over-Charge Release	3.45V (For cell) 13.8V (For pack)

Over-Discharge Alarm & Protection

Over-Discharge Alarm	2.8V (For cell) 11.2V (For pack)
Over-Discharge Protection	2.5V (For cell) 10V (For pack)
Over-Discharge Protection Delay	1000 ms
Over-Discharge Release	2.8V (For cell) 11.2V (For pack)

Over Current Alarm & Protection

Charge Over Current Alarm	100A
Charge Over Current Protection	110A
Charge Over-Current Protection Delay	15S
Charge Over Current Protection Release	Automatic release after 1min and up to 3 times or Discharge
Discharge Over Current Alarm	100A
Discharge Over Current Protection-1	110A
Discharge Over Current Protection-1 Delay	15S
Discharge Over Current Protection-2	120A
Discharge Over Current Protection-2 Delay	200ms
Discharge Over Current Protection Release	Automatic release after 1min and up to 3 times or Charge

Over Temperature Alarm & Protection

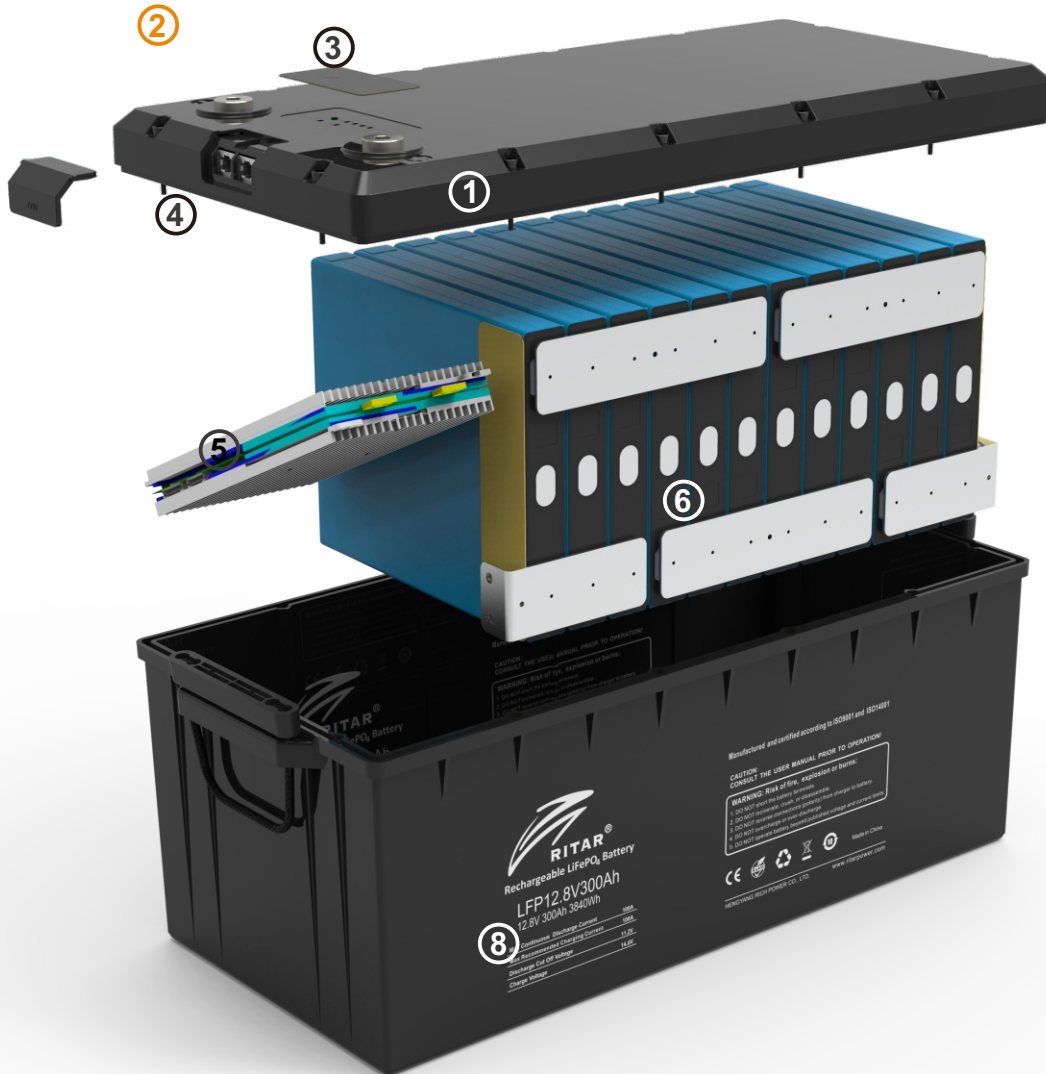
Charge Low Temperature Alarm	7°C
Charge Low Temperature Protection	0°C
Charge Low Temperature Protection Release	5°C
Charge High Temperature Alarm	50°C
Charge High Temperature Protection	55°C
Charge High Temperature Protection Release	45°C
Discharge Low Temperature Alarm	-10°C
Discharge Low Temperature Protection	-20°C
Discharge Low Temperature Protection Release	-17°C
Discharge High Temperature Alarm	55°C
Discharge High Temperature Protection	60°C
Discharge High Temperature Protection Release	50°C

Short Circuit Protection

Short Current Protection Delay Time	1500 uS
Short Current Release Method	Release load

12.8V300Ah

INTERNAL STRUCTURE



- | | | |
|----------------------------------|--------------------------|-------------|
| ① Detachable cover-ABS | ④ Communication Port- G3 | ⑦ NA |
| ② Stainless steel screws | ⑤ BMS (4S200A) | ⑧ Case -ABS |
| ③ ON/OFF button and LEDs -G2, G3 | ⑥ Cells Module | ⑨ NA |

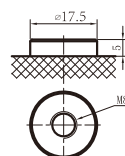
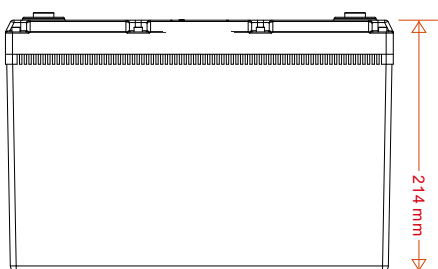
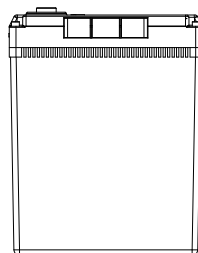
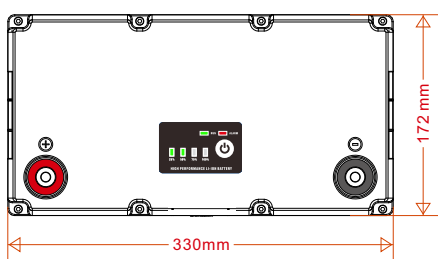
25.6V50Ah



NEW GENERATION RV BATTERY



Dimension:



Unit: mm

SAFETY

- + Long life type prismatic LiFePO4 cells (3.2V50Ah).
- + Cell certification: UN38.3, ROHS, UL1973(for 4000 cycles)
- + Battery certification: UN38.3, MSDS, CE
- + The cycle life 2000 and 4000 cycles is available.

DESIGN

- + Detachable ABS case, better than traditional case.
- + ON/OFF Button, LED indicators for SOC, RUN and ALM.
- + IP 65 Class (Without COM port).
- + Maintenance free.

BATTERY MANAGEMENT SYSTEM

- + Integrated Software BMS inside.
- + Independent protection for charge and discharge.
- + OVP, LVP, OTP, LTP, Short circuit protection.
- + Optional Parts: Heater, Bluetooth Module (Built-in),

25.6V50Ah

SPECIFICATION

Model	LFP25.6V50AH G1	LFP25.6V50AH G2	LFP25.6V50AH G3
Cell and Connection	3.2V50Ah, 1P8S	3.2V50Ah, 1P8S	3.2V50Ah, 1P8S
Nominal Voltage [V]	25.6	25.6	25.6
Nominal Capacity [Ah]	50	50	50
Total Energy [Wh]	1280	1280	1280
Max. Charging Current [A]	50	50	50
Recommended Charging Current [A]	25	25	25
Charging Voltage [V]	28.4~29.2	28.4~29.2	28.4~29.2
Max. Discharging Current [A]	50	50	50
End of Discharge Voltage [V]	22.4	22.4	22.4
Operating Temperature Range	Charge: 0 ~ +50°C Discharge: -20 ~ +55°C	Charge: 0 ~ +50°C Discharge: -20 ~ +55°C With Heater: Charge/Discharge -20~+55°C	Charge: 0 ~ +50°C Discharge: -20 ~ +55°C With Heater: Charge/Discharge -20~+55°C
Protection	Over charge Over discharge, Over temperature, Low Temperature, Over Current, Short circuit	Over charge Over discharge, Over temperature, Low Temperature, Over Current, Short circuit	Over charge Over discharge, Over temperature, Low Temperature, Over Current, Short circuit
Cycle Life ¹	>2000 cycles >4000 cycles	>2000 cycles >4000 cycles	>2000 cycles >4000 cycles
Designed Calendar Life	10 Years	10 Years	10 Years
Communication Port	/	/	RS485; CAN
LED Indicator and Button	/	SOC, ALM, RUN, ON/OFF	SOC, ALM, RUN, ON/OFF
Dimension (W*D*H, mm)	330*172*214	330*172*214	330*172*214
Weight [Kg]	11	11	11
Operation Humidity	0~95% RH (No condensing)	0~95% RH (No condensing)	0~95% RH (No condensing)
IP Class	IP65	IP65	IP30
Parallel Support ²	Yes, Max, 4Sets	Yes, Max, 4Sets	Yes, Max, 4Sets
Series Support	Yes, Max. 2 Sets	Yes, Max. 2 Sets	Yes, Max. 2 Sets
Certification-Cell	2000 cycles life cell: UN38.3; 4000 cycles life cell: UN38.3; UL1973		
Certification-Battery	UN38.3; MSDS; CE		
Optional Parts	Internal Bluetooth Module	Internal Bluetooth Module Heater	Internal Bluetooth Module Heater External Bluetooth Module External Display Module RS485-USB Device

Note:

- 0.5C /0.5C ,25°C, 80%DOD to 80% of initial capacity.
- For parallel and series connection, refer to user manual.

BMS Detail Information

Over-Charge Alarm & Protection

Over-Charge Alarm	3.55V (For cell) 28.0V (For pack)
Over-Charge Protection	3.7V (For cell) 29.6V (For pack)
Over-Charge Protection Delay	1000 ms
Over-Charge Release	3.45V (For cell) 27.6V (For pack)

Over-Discharge Alarm & Protection

Over-Discharge Alarm	2.8V (For cell) 22.4V (For pack)
Over-Discharge Protection	2.5V (For cell) 20V (For pack)
Over-Discharge Protection Delay	1000 ms
Over-Discharge Release	2.8V (For cell) 22.4V (For pack)

Over Current Alarm & Protection

Charge Over Current Alarm	27.5A
Charge Over Current Protection	55A
Charge Over-Current Protection Delay	15S
Charge Over Current Protection Release	Automatic release after 1min and up to 3 times or Discharge
Discharge Over Current Alarm	55A
Discharge Over Current Protection-1	60A
Discharge Over Current Protection-1 Delay	15S
Discharge Over Current Protection-2	65A
Discharge Over Current Protection-2 Delay	200ms
Discharge Over Current Protection Release	Automatic release after 1min and up to 3 times or Charge

Over Temperature Alarm & Protection

Charge Low Temperature Alarm	7°C
Charge Low Temperature Protection	0°C
Charge Low Temperature Protection Release	5°C
Charge High Temperature Alarm	50°C
Charge High Temperature Protection	55°C
Charge High Temperature Protection Release	45°C
Discharge Low Temperature Alarm	-10°C
Discharge Low Temperature Protection	-20°C
Discharge Low Temperature Protection Release	-17°C
Discharge High Temperature Alarm	55°C
Discharge High Temperature Protection	60°C
Discharge High Temperature Protection Release	50°C

Short Circuit Protection

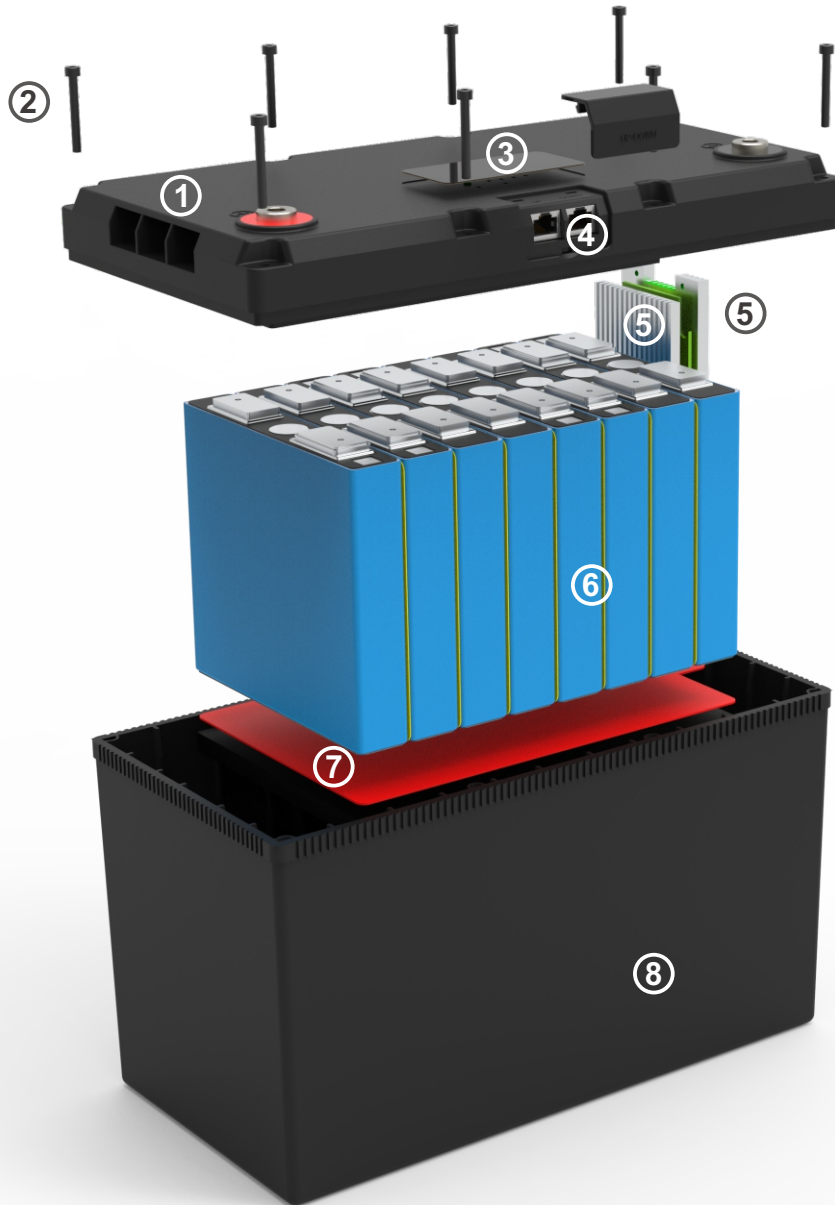
Short Current Protection Delay Time	1500 uS
Short Current Release Method	Release load

Heater Control (Optional)

Heater ON	Cell temperatures ≤ 0°C and charger is connected
Heater OFF	Cell temperature > 10°C

25.6V50Ah

INTERNAL STRUCTURE



- | | | |
|--------------------------|--------------------------------|----------------------------|
| ① Detachable cover-ABS | ④ Communication Port- Optional | ⑦ Heater - Optional |
| ② Stainless steel screws | ⑤ BMS (4S100A) | ⑧ Case -ABS |
| ③ ON/OFF button and LEDs | ⑥ Cell Module (3.2V50Ah,1P8S) | ⑨ EVA Insulation Materials |

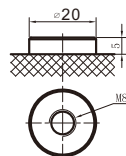
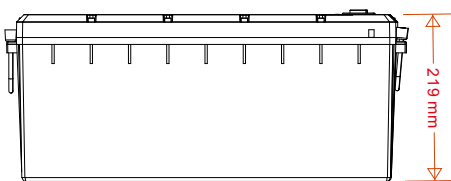
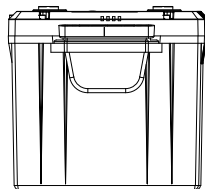
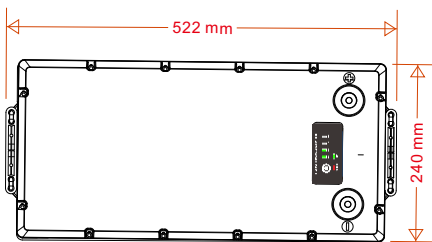
25.6V100Ah



NEW GENERATION RV BATTERY



Dimension:



Unit: mm

SAFETY

- + Long life type prismatic LiFePO4 cells.
- + Cell certification: UN38.3, ROHS, IEC62619, UL1973 and UL9540A
- + Battery certification: UN38.3, MSDS, CE
- + The cycle life over 3500 times

DESIGN

- + Detachable ABS case, better than traditional case.
- + ON/OFF Button, LED indicators for SOC, RUN and ALM.
- + IP 65 Class (G1, G2). IP30 Class (G3)
- + Maintenance free.

BATTERY MANAGEMENT SYSTEM

- + Integrated Software BMS inside.
- + Independent protection for charge and discharge.
- + OVP, LVP, OTP, LTP, Short circuit protection.
- + Optional Parts:
 - G1: Bluetooth Module (Built-in),
 - G2: Bluetooth Module (Built-in),Heater,
 - G3: Bluetooth Module (Built-in),Heater, Bluetooth Module (External), LCD Module (External),

25.6V100Ah

SPECIFICATION

Model	LFP25.6V100AH G1	LFP25.6V100AH G2	LFP25.6V100AH G3
Cell and Connection	3.2V104Ah, 1P8S	3.2V104Ah, 1P8S	3.2V104Ah, 1P8S
Nominal Voltage [V]	25.6	25.6	25.6
Nominal Capacity [Ah]	100	100	100
Total Energy [Wh]	2560	2560	2560
Max. Charging Current [A]	100	100	100
Recommended Charging Current [A]	50	50	50
Charging Voltage [V]	28.4~29.2	28.4~29.2	28.4~29.2
Max. Discharging Current [A]	100	100	100
End of Discharge Voltage [V]	22.4	22.4	22.4
Operating Temperature Range	Charge: 0 ~ +50°C Discharge: -20 ~ +55°C	Charge: 0 ~ +50°C Discharge: -20 ~ +55°C With Heater: Charge/Discharge -20~+55°C	Charge: 0 ~ +50°C Discharge: -20 ~ +55°C With Heater: Charge/Discharge -20~+55°C
Protection	Over charge Over discharge, Over temperature, Low Temperature, Over Current, Short circuit	Over charge Over discharge, Over temperature, Low Temperature, Over Current, Short circuit	Over charge Over discharge, Over temperature, Low Temperature, Over Current, Short circuit
Cycle Life ¹	>3500 cycles	>3500 cycles	>3500 cycles
Designed Calendar Life	10 Years	10 Years	10 Years
Communication Port	/	/	RS485; CAN
LED Indicator and Button	/	SOC, ALM, RUN, ON/OFF	SOC, ALM, RUN, ON/OFF
Dimension (W*D*H, mm)	522*240*219	522*240*219	522*240*219
Weight [Kg]	20.5	20.5	20.5
Operation Humidity	0~95% RH (No condensing)	0~95% RH (No condensing)	0~95% RH (No condensing)
IP Class	IP65	IP65	IP30
Parallel Support ²	Yes, Max, 4Sets	Yes, Max, 4Sets	Yes, Max, 4Sets
Series Support	Yes, Max. 2 Sets	Yes, Max. 2 Sets	Yes, Max. 2 Sets
Certification-Cell	UN38.3; ROHS; IEC62619; UL1973; UL9540A		
Certification-Battery	UN38.3; MSDS; CE		
Optional Parts	Internal Bluetooth Module	Internal Bluetooth Module Heater	Internal Bluetooth Module Heater External Bluetooth Module External Display Module RS485-USB Device

Note:

- 0.5C /0.5C ,25°C, 80%DOD to 80% of initial capacity.
- For parallel and series connection, refer to user manual.

BMS Detail Information

Over-Charge Alarm & Protection

Over-Charge Alarm	3.55V (For cell) 28.0V (For pack)
Over-Charge Protection	3.7V (For cell) 29.6V (For pack)
Over-Charge Protection Delay	1000 ms
Over-Charge Release	3.45V (For cell) 27.6V (For pack)

Over-Discharge Alarm & Protection

Over-Discharge Alarm	2.8V (For cell) 22.4V (For pack)
Over-Discharge Protection	2.5V (For cell) 20V (For pack)
Over-Discharge Protection Delay	1000 ms
Over-Discharge Release	2.8V (For cell) 22.4V (For pack)

Over Current Alarm & Protection

Charge Over Current Alarm	60A
Charge Over Current Protection	110A
Charge Over-Current Protection Delay	15S
Charge Over Current Protection Release	Automatic release after 1min and up to 3 times or Discharge
Discharge Over Current Alarm	110A
Discharge Over Current Protection-1	115A
Discharge Over Current Protection-1 Delay	15S
Discharge Over Current Protection-2	120A
Discharge Over Current Protection-2 Delay	200ms
Discharge Over Current Protection Release	Automatic release after 1min and up to 3 times or Charge

Over Temperature Alarm & Protection

Charge Low Temperature Alarm	7°C
Charge Low Temperature Protection	0°C
Charge Low Temperature Protection Release	5°C
Charge High Temperature Alarm	50°C
Charge High Temperature Protection	55°C
Charge High Temperature Protection Release	45°C
Discharge Low Temperature Alarm	-10°C
Discharge Low Temperature Protection	-20°C
Discharge Low Temperature Protection Release	-17°C
Discharge High Temperature Alarm	55°C
Discharge High Temperature Protection	60°C
Discharge High Temperature Protection Release	50°C

Short Circuit Protection

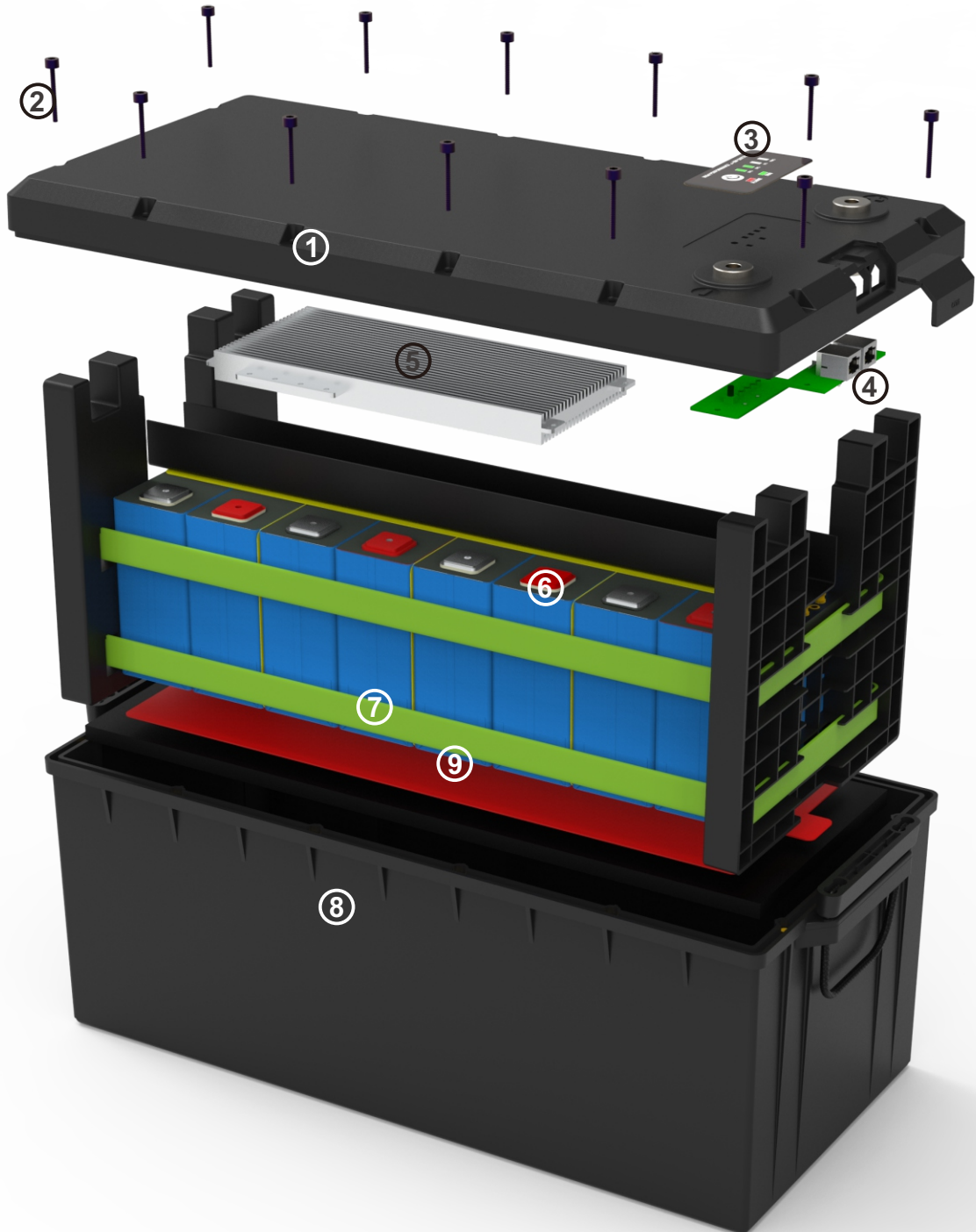
Short Current Protection Delay Time	1500 uS
Short Current Release Method	Release load

Heater Control (for optional heater parts)

Heater ON	Cell temperatures ≤ 0°C and charger is connected
Heater OFF	Cell temperature > 10°C

25.6V100Ah

INTERNAL STRUCTURE



- | | | |
|--------------------------|--------------------------------|----------------------------|
| ① Detachable cover-ABS | ④ Communication Port- Optional | ⑦ Heater - Optional |
| ② Stainless steel screws | ⑤ BMS (8S100A) | ⑧ Case -ABS |
| ③ ON/OFF button and LEDs | ⑥ Cells Module | ⑨ EVA Insulation Materials |